

# Part I. Breaking the Ice

Learn God's Name  
(in Hangeul)

Learn to:

\*read it

\*write it

\*speak it





# Learn God's Name (in Hangeul)

Hello.



I am that I am.


I am One.




I am going to teach you Korean.


You'd like to learn Korean but it is too difficult. Right?




Wrong!  
Now it is easier. 


You don't believe me. 




But it's time for all things to be made anew—even learning Korean. 

You still don't believe me. 



But you'd like to believe me. Right? 

Good. We have a foundation for the start. 



If you give me forty minutes, I'll teach you to read, write, and speak my name.

You'll need a pencil.



Let's begin.

Write  $\bar{o}$  (  $\bar{o}$   $\bar{o}$   $\bar{o}$  )  
 $\bar{o}$  \_\_\_\_\_  
\_\_\_\_\_  
\_\_\_\_\_



As you write  $\bar{o}$ , say "hi-eut"  
[hee-eut || "eu" as in earth].  
\_\_\_\_\_  
\_\_\_\_\_

$\bar{o}$  is the first letter of my name.



You just learned the first letter of my name.  
The name of  $\bar{o}$  is \_\_\_\_\_.

Did you write  
"hi-eut"? Good!



"ㅎ" is usually pronounced  
like the letter "h".

Now, write ㅎ and say its  
pronunciation as you write it.

\_\_\_\_\_  
\_\_\_\_\_

Write ㅎ ( ㅏ ㅑ )

ㅎ \_\_\_\_\_

\_\_\_\_\_

\_\_\_\_\_

As you write ㅎ, say  
"a" [as in father].

\_\_\_\_\_  
\_\_\_\_\_

ㅎ is the second letter  
of my name.

You just learned the name  
of ㅎ. Its name is \_\_\_\_\_.

Did you write  
"a"? Good!



You also wrote the  
pronunciation of ㅎ.

So, the pronunciation of ㅎ is  
\_\_\_\_\_. The name of ㅎ is \_\_\_\_\_.

Did you write  
"a" twice? Good!



Let's review.

We pronounce ㅎ like \_\_\_\_\_  
and ㅎ like \_\_\_\_\_.

Pronounce ㅎ.

Pronounce ㅎ ㅎ.

It sounds like  
you're laughing.

ㅎ ㅎ = \_\_\_\_\_  
(In English)

Write 하 and speak it as you write it.

하 \_\_\_\_\_  
\_\_\_\_\_

Now for the test.

What is the first syllable of my name? \_\_\_\_\_

Did you write "ha"? Good.



The second syllable in my name is "나".

You could pronounce it if you knew the sound of ㄴ.

ㄴ is one of the easy letters.

Write ㄴ ( ㄴ )

ㄴ \_\_\_\_\_  
\_\_\_\_\_  
\_\_\_\_\_

As you write ㄴ, say "ni-eun" [knee-eun].

ㄴ \_\_\_\_\_  
\_\_\_\_\_

The name of ㄴ in English is \_\_\_\_-\_\_\_\_.

Did you write "ni-eun"? Good!



What English letter do you think is matched with ㄴ?  
\_\_\_\_\_

Did you write "n"? Good!



ㄴ is the third letter of my name.

Write ㄴ. Say its NAME  
as you write it.

ㄴ \_\_\_\_\_  
\_\_\_\_\_

Speak the PRONUNCIATION  
of ㄴ as you write it.

\_\_\_\_\_

나 rhymes with 하.

Say 하나 as you write it.

하나 \_\_\_\_\_

\_\_\_\_\_  
\_\_\_\_\_

하나 means "one."

I am one but 하나 is  
not my Korean name.

In Korean my name  
is 하나님. That's  
하나 plus an ending  
showing respect.

The Korean language shows  
respect. That's one reason  
I love it.

Let's see what you  
have learned.

Read 하나 aloud. (12x)

하나 하나 하나 하나

하나 하나 하나 하나

하나 하나 하나 하나

Say 하나 as you write it.

하나 \_\_\_\_\_

\_\_\_\_\_

\_\_\_\_\_

Do you remember  
the name of ㅎ ?

As you write ㅎ,  
speak its name.

\_\_\_\_\_

\_\_\_\_\_

As you write ㅏ,  
speak its name.

\_\_\_\_\_

\_\_\_\_\_

As you write ㅑ,  
speak its name.

\_\_\_\_\_

\_\_\_\_\_

Write the English equivalent.

ㅐ \_\_\_\_\_

ㅏ \_\_\_\_\_

ㅑ \_\_\_\_\_

This is easy.  
Right!



Now--the third  
syllable of my name.

It is written as 님, and  
it rhymes with "him."

So, the third syllable of my  
name in English is \_\_\_\_\_.

Did you write  
"nim"? Good!



님 = nim

Let's break it down.

ㅑ = n || ㅣ = i || ㅁ = \_\_\_\_\_

Did you fill in ㅁ = m ?  
Good!



As you write "ㅣ",  
say "i" [as in him].

ㅣ \_\_\_\_\_

\_\_\_\_\_

\_\_\_\_\_

“l” has a second pronunciation, which is also its name. We’ll save that for later.



Write □ ( l l l ).

□ \_ \_ \_ \_  
\_ \_ \_ \_  
\_ \_ \_ \_

“□” is the last letter in my name.



The name of “□” is mi-eum [mee-eum].

Write □ and say its name as you write it.



You already know the pronunciation of □. It sounds like the English letter \_\_\_\_\_.

\_\_\_\_\_  
\_\_\_\_\_

Did you write “m”? Good!



My name is **하나님**.



**하나님** = \_\_\_\_\_  
(In English)

Did you write “Hananim”? Good!



We’re almost finished. Don’t stop now.

You have learned to:  
Read my name? *Yes*  
Speak my name? *Yes*  
Write my name? *No*



Look at “하나님”.  
The challenge lies in the third syllable, “**님**”.

“님” is a 3 letter syllable.

Compare the “ㄴ” in “나” with the “ㄴ” in “님”.

Compare the two ㄴ's again.  
나    님    님

Compare the two ㄴ's again.  
나    님    나

Letter size is VARIABLE. Syllable size is CONSTANT.

Copy the ㄴ.  
나    \_\_\_\_\_, \_\_\_\_\_, \_\_\_\_\_  
님    \_\_\_\_\_, \_\_\_\_\_, \_\_\_\_\_

Copy each syllable.  
나    \_\_\_\_\_, \_\_\_\_\_, \_\_\_\_\_  
님    \_\_\_\_\_, \_\_\_\_\_, \_\_\_\_\_

Write 하나 and read it aloud.  
하나    \_\_\_\_\_  
\_\_\_\_\_

하나 means  
\_\_\_\_\_.

Write 하나님 and read it aloud.  
하나님    \_\_\_\_\_  
\_\_\_\_\_

Thank you!  
하나님 is my name.

Please read my name aloud(15x). And remember to smile.

하나님 하나님


하나님 하나님

하나님 하나님

하나님 하나님

하나님

하나님



하나님 하나님 하나님

하나님 하나님

하나님 is my formal name.

Would you like to learn my more personal name?

In English, you would say "Heavenly Father."

In Korean, my more personal name is also two words. The first is 하나님.

The second word begins with the syllable "아".

Also, "아" is the name of the letter "ㅏ".

"아" is pronounced like the letter "ㅏ". In fact, "아" is the way you write ㅏ's pronunciation.

하 = \_\_\_\_\_  
(In English)  
나 = \_\_\_\_\_  
(In English)  
아 = \_\_\_\_\_  
(In English)


Did you write:

하 = ha

나 = na

아 = a

Good!



The second syllable  
is “ㅍ”.

“ㅍ” is a consonant.  
“ㅏ” is a vowel.

Write ㅍ (ㅏ ㅑ ㅓ ㅕ).

ㅍ    \_ \_ \_ \_  
\_ \_ \_ \_  
\_ \_ \_ \_

Say “bi-eup” as  
you write ㅍ.

ㅍ    \_ \_ \_ \_  
\_ \_ \_ \_

ㅍ is one of the  
the challenge letters for  
speakers of English.

When I confused the  
languages, I confused  
\*\* grammar,  
\*\* word selection, and  
\*\* PRONUNCIATION.

ㅍ is not like any  
letter in English.

In its pronunciation, ㅍ is somewhat  
like two different English letters, and  
also like no English letter.

At least you know the name  
of ㅍ. Its name is \_-\_\_.

Did you write  
“bi-eup”? Good!



In my name,  
\* ㅍ sounds most like “b”  
\* ㅍ is paired with the  
vowel ㅏ.

ㅏ is an English double  
challenge letter.

In its pronunciation, ㅏ  
is like no English letter.

ㅏ sounds a bit like  
the “o” in “origin”.

ㅏ also sounds a bit  
like the “u” in “chug”.

So, English letters only approximate the sound of “ㅏ”.

Compare: Chung Pyung  
Cheong Pyeong

Korean government standards.

New: ㅏ = eo

Old: ㅏ = u

Circle one

Chung Pyung: old new

Cheong Pyeong: old new

Did you select  
New: Cheong Pyeong  
Old: Chung Pyung

Good!



We'll use the new standard.

ㅑ = \_\_\_\_\_  
(In English)

Did you write  
“beo”? Good!



ㅓ = \_\_\_\_\_  
(In English)

ㅓㅑ = \_\_\_\_\_  
(In English)

Did you write  
“abeo”? Good!



We need to learn one more syllable, ㅓㅑ.


In the syllable, ㅓㅑ,

Vowel: \_\_\_\_\_

Consonant: \_\_\_\_\_


Did you write,  
Vowel: ㅣ  
Consonant: 스

Good!  
But I didn't teach you  
how to write them.


Write 스 (  ).  
스    \_ \_ \_ \_  
\_ \_ \_ \_  
\_ \_ \_ \_

Say "ji-eut" as  
you write 스 .  
스    \_ \_ \_ \_  
\_ \_ \_ \_

스 is usually pronounced  
like the English letter \_\_\_\_.

Did you write  
"j"? Good! 

The name of 스  
is \_\_\_\_-\_\_\_\_\_.

Did you write  
"ji-eut"? Good! 

Write the consonant names (in English).

ㅇ: _____	ㅈ: _____
ㄴ: _____	ㅊ: _____
ㅇ: _____	ㅌ: _____

Pronounce the consonant  
names you just wrote.

The English "i" represents  
the Korean letter "ㅣ".

Pronounce the first syllable  
for the 5 consonant names.

But, "ㅣ" is pronounced  
also like "\_\_\_\_" in "him".

You have just learned the second pronunciation of "ㅣ".

The second pronunciation of "ㅣ" is like "ee" in knee.

The 2 pronunciations of "ㅣ" are:  
"\_\_\_\_" as in "\_\_\_\_"  
"\_\_\_\_" as in "\_\_\_\_".

Did you write:  
"i" as in "him" and  
"ee" as in "knee"?  
Good!

지 = \_\_\_\_\_  
(In English).

Did you write  
지 = ji? Good!

아버지 = \_\_\_\_\_  
(In English).

Did you write  
아버지 = abeoji? Good!

The personal form of my name is  
하나님 아버지.

Please write my personal name and read it aloud.  
\_\_\_\_\_


Please read my personal name aloud(7x). And remember to smile.

하나님 아버지      하나님 아버지

하나님 아버지      하나님 아버지

**하나님**      **아버지**

하나님 아버지      하나님 아버지



Thank you. Now you can read, write,  
and speak my name. Right?

You're ready for Reading Immersion,  
starting with the 10 TOOLS.



Keep trying. Work hard, and you'll make it.  
Come back for a visit any time.



## Part II. TOOLS

10  
TOOLS

The 10 TOOLS

Foundation of Four Positions

Explaining the 10 TOOLS

The 10 TOOLS Map

Exercises for Getting to Know  
the 10 TOOLS

### FOUNDATIONS

Tool 1. Alphabet Bars

Tool 2. Writing Guidelines

Tool 3. Letter Basics

Tool 4. Pronunciation Guidelines

Tool 5. 21 Unificationist Words

### CONTENTS

Tool 6. Versified Family Pledge

Tool 7. Words Dictionary

Tool 8. Phrases Dictionary

Tool 9. Index of Words and Letters

### DIRECTIONS

Tool 10. Directions Dictionary